



**PIVOT
POINT**

Pivot Point Salonability On-line Education Resources



Pivot Point Mission

Empower through Education

Pivot Point

- Pivot Point was founded in 1962 in Chicago
- Pivot Point exclusively develops education for the hair and beauty sectors
- Pivot Point education is used on all 6 continents by public and private schools, by chains and individual salons and stylists
- Salonability is developed for the UK, to support level 2 and 3 hairdressing and barbering standards

Pivot Point Salonability On-line:

- Provides resource, which supports Level 2 and 3 Hairdressing and Barbering Qualifications
- Helps to develop learners' skills, proficiency and confidence for success in the salon and barbershop
- Meets FELTAG requirements
- Is available 24/7, with learners receiving a 2 year login
- Allows educators to use the full range of resource or pick and choose recourses, to meet the needs of their qualifications, learners and delivery methods

Pivot Point Salonability Covers 8 Hairdressing Skills Topics



Shampoo
&
Condition



Set &
Dress



Perm &
Relax



Colour/Colour
Correction



Plait &
Twist



Style &
Finish



Attach
Hair

Pivot Point Salonability Covers 5 Related Topics




Communication,
Consultation &
Advice



Developing
Effectiveness

Promoting
Services &
Products



Health &
Safety

Reception
Duties

Pivot Point and VTCT's Barbering Topic Includes:



Men's Styling

Cutting Hair using
Barbering
Techniques



Shaving
Services

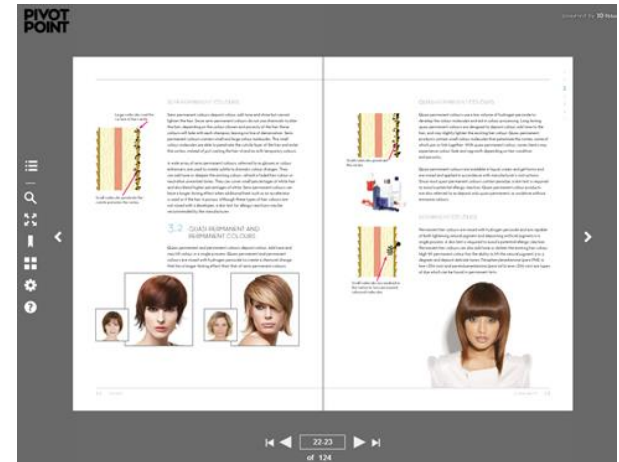
Hair
Detailing
and Patterns

Cutting
Facial Hair

Pivot Point Salonability On-line Resources for Learners include:

e-books

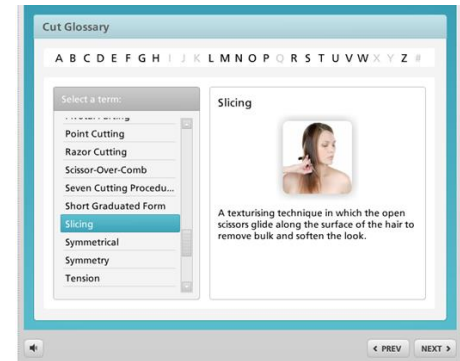
- Each topic has an e-Book
- e-Book has functions that include:
 - Content Search tabs
 - Page Bookmarks



Pivot Point Salonability On-line Resources for Learners include:

Terms/Glossary

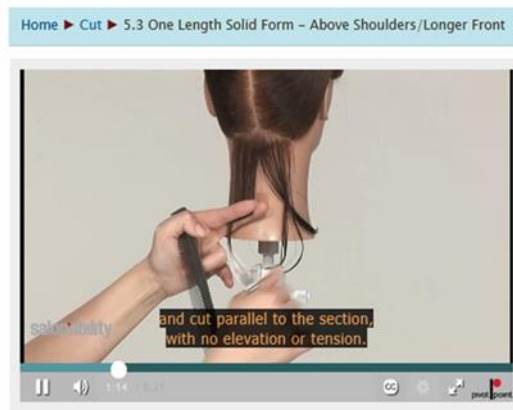
- For the **consultation** and **skills** topics
- Terms are **spoken** and have a written definition
- **Images** support terms



Pivot Point Salonability On-line Resources for Learners include:

Video Workshops

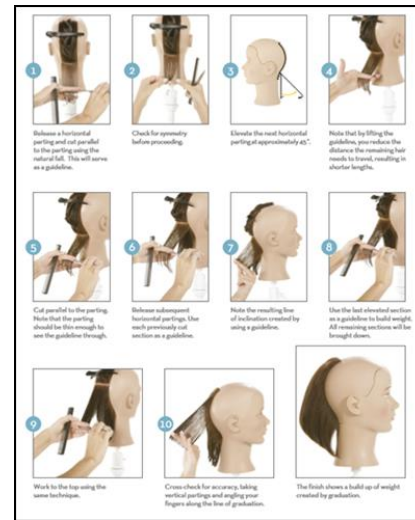
- Videos provide **step-by-step** demonstrations, which are supported by **workshops** in the e-Books or pdf's
- Salonability has **100+** videos across the topics:
 - Cut
 - Colour
 - Style
 - Set
 - Plait and Twist
 - Perm and Relax
 - Barbering
 - Consultation



Pivot Point Salonability On-line Resources for Learners include:

Practice Makes Perfect

- Provides a short, more detailed breakdown of a technique (videos and PDF's)



Pivot Point Salonability On-line Resources for Learners include:

Learning Challenges Plus Activities (LC Plus)

- These have been designed to:
 - Develop knowledge and understanding
 - Check and test knowledge and skills
 - Stretch and challenge learners
 - Support personalised & differentiated learning
- Learning challenges include interactive & editable PDF activities



Initial Assessment and Observation Reviews (Level 3)

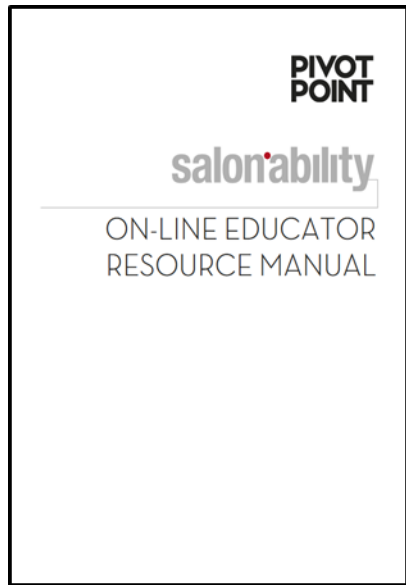
- [illegible]

[illegible]

Pivot Point Salonability On-line Resources for Educators include:

This On-line Manual has 3 parts:



- EDUCATOR GUIDANCE
- GENERIC DOCUMENTS
- HAIRDRESSING,
BARBERING & RELATED
TOPICS



**Pivot Point
Salonability
On-line
Resources for
Educators
include:**

Generic Documents Include:

- Activities, L2 Initial Assessment, ILP, etc
- Trainee Salonability Induction Presentation



Pivot Point Salonability On-line Resources for Educators include:

- Topic Plans (Scheme of Work) for each Hairdressing Topic

CONTENT	DELIVERY METHOD/ LEARNING STRATEGY	RESOURCES
SESSION 7: KNOWLEDGE AND SKILLS		
5. CHANGING EXISTING HAIR COLOUR		
5.1. Colour and Application Techniques	• Educational Presentation • Demonstration Group	• Colour Book and Forms • Step by Step Workshop/DVD
5.2. Colour Knowledge: Permanent Colour, Tools and Equipment and Colouring	• Demonstrations • Skills Workshop	• Colour Mix Consultation and Aftercare Advice Board
5.3. Basic Colour Workshops	• 4 Combinations • Steps for Client: Permanent Colour	
5.4. Permanent Colour Regrowth		
LESSONS LEARNED		
<ul style="list-style-type: none"> • Demonstrate correct procedures for providing a permanent colour regrowth service by following manufacturer's guidelines, colour procedures and adhering to the colour service protocol • Demonstrate confidence in selecting the most suitable colour products, techniques, tools and equipment to achieve the expected colour result 		

- A Topic Resource List for Barbering

Activities	Barbering Unit 1 and 2: Techniques and Services											
	Activity and Task	Competency	Learning Outcome	Learning Outcome	Learning Outcome	Learning Outcome	Learning Outcome	Learning Outcome	Learning Outcome	Learning Outcome	Learning Outcome	Learning Outcome
Activity Details												
Activity 1: Barbering	1.1.1	1.1.2	1.1.3	1.1.4	1.1.5	1.1.6	1.1.7	1.1.8	1.1.9	1.1.10	1.1.11	1.1.12
Activity 2: Barbering	2.1.1	2.1.2	2.1.3	2.1.4	2.1.5	2.1.6	2.1.7	2.1.8	2.1.9	2.1.10	2.1.11	2.1.12
Activity 3: Barbering	3.1.1	3.1.2	3.1.3	3.1.4	3.1.5	3.1.6	3.1.7	3.1.8	3.1.9	3.1.10	3.1.11	3.1.12
Activity 4: Barbering	4.1.1	4.1.2	4.1.3	4.1.4	4.1.5	4.1.6	4.1.7	4.1.8	4.1.9	4.1.10	4.1.11	4.1.12
Activity 5: Barbering	5.1.1	5.1.2	5.1.3	5.1.4	5.1.5	5.1.6	5.1.7	5.1.8	5.1.9	5.1.10	5.1.11	5.1.12
Activity 6: Barbering	6.1.1	6.1.2	6.1.3	6.1.4	6.1.5	6.1.6	6.1.7	6.1.8	6.1.9	6.1.10	6.1.11	6.1.12
Activity 7: Barbering	7.1.1	7.1.2	7.1.3	7.1.4	7.1.5	7.1.6	7.1.7	7.1.8	7.1.9	7.1.10	7.1.11	7.1.12
Activity 8: Barbering	8.1.1	8.1.2	8.1.3	8.1.4	8.1.5	8.1.6	8.1.7	8.1.8	8.1.9	8.1.10	8.1.11	8.1.12
Activity 9: Barbering	9.1.1	9.1.2	9.1.3	9.1.4	9.1.5	9.1.6	9.1.7	9.1.8	9.1.9	9.1.10	9.1.11	9.1.12
Activity 10: Barbering	10.1.1	10.1.2	10.1.3	10.1.4	10.1.5	10.1.6	10.1.7	10.1.8	10.1.9	10.1.10	10.1.11	10.1.12
Activity 11: Barbering	11.1.1	11.1.2	11.1.3	11.1.4	11.1.5	11.1.6	11.1.7	11.1.8	11.1.9	11.1.10	11.1.11	11.1.12
Activity 12: Barbering	12.1.1	12.1.2	12.1.3	12.1.4	12.1.5	12.1.6	12.1.7	12.1.8	12.1.9	12.1.10	12.1.11	12.1.12
Activity 13: Barbering	13.1.1	13.1.2	13.1.3	13.1.4	13.1.5	13.1.6	13.1.7	13.1.8	13.1.9	13.1.10	13.1.11	13.1.12
Activity 14: Barbering	14.1.1	14.1.2	14.1.3	14.1.4	14.1.5	14.1.6	14.1.7	14.1.8	14.1.9	14.1.10	14.1.11	14.1.12
Activity 15: Barbering	15.1.1	15.1.2	15.1.3	15.1.4	15.1.5	15.1.6	15.1.7	15.1.8	15.1.9	15.1.10	15.1.11	15.1.12

- Example Lesson Plan

EXAMPLE PERM LESSON PLAN	
PERM	1.1.1
PERM	1.1.2
PERM	1.1.3
PERM	1.1.4
PERM	1.1.5
PERM	1.1.6
PERM	1.1.7
PERM	1.1.8
PERM	1.1.9
PERM	1.1.10
PERM	1.1.11
PERM	1.1.12
PERM	1.1.13
PERM	1.1.14
PERM	1.1.15
PERM	1.1.16
PERM	1.1.17
PERM	1.1.18
PERM	1.1.19
PERM	1.1.20
PERM	1.1.21
PERM	1.1.22
PERM	1.1.23
PERM	1.1.24
PERM	1.1.25
PERM	1.1.26
PERM	1.1.27
PERM	1.1.28
PERM	1.1.29
PERM	1.1.30
PERM	1.1.31
PERM	1.1.32
PERM	1.1.33
PERM	1.1.34
PERM	1.1.35
PERM	1.1.36
PERM	1.1.37
PERM	1.1.38
PERM	1.1.39
PERM	1.1.40
PERM	1.1.41
PERM	1.1.42
PERM	1.1.43
PERM	1.1.44
PERM	1.1.45
PERM	1.1.46
PERM	1.1.47
PERM	1.1.48
PERM	1.1.49
PERM	1.1.50
PERM	1.1.51
PERM	1.1.52
PERM	1.1.53
PERM	1.1.54
PERM	1.1.55
PERM	1.1.56
PERM	1.1.57
PERM	1.1.58
PERM	1.1.59
PERM	1.1.60
PERM	1.1.61
PERM	1.1.62
PERM	1.1.63
PERM	1.1.64
PERM	1.1.65
PERM	1.1.66
PERM	1.1.67
PERM	1.1.68
PERM	1.1.69
PERM	1.1.70
PERM	1.1.71
PERM	1.1.72
PERM	1.1.73
PERM	1.1.74
PERM	1.1.75
PERM	1.1.76
PERM	1.1.77
PERM	1.1.78
PERM	1.1.79
PERM	1.1.80
PERM	1.1.81
PERM	1.1.82
PERM	1.1.83
PERM	1.1.84
PERM	1.1.85
PERM	1.1.86
PERM	1.1.87
PERM	1.1.88
PERM	1.1.89
PERM	1.1.90
PERM	1.1.91
PERM	1.1.92
PERM	1.1.93
PERM	1.1.94
PERM	1.1.95
PERM	1.1.96
PERM	1.1.97
PERM	1.1.98
PERM	1.1.99
PERM	1.1.100

Pivot Point Salonability On-line Resources for Educators include:

- Overview Learning Challenges Plus (LC Plus) Activities

Which identifies the different Activities and Versions of LC Plus

Version Key:

▲ or single number = Designed for All trainees

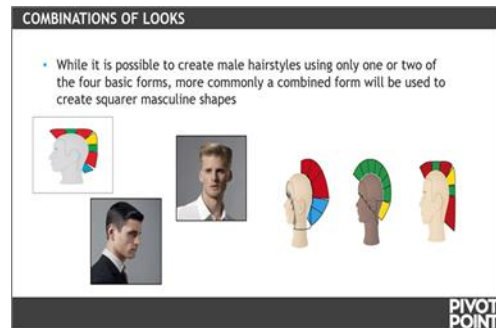
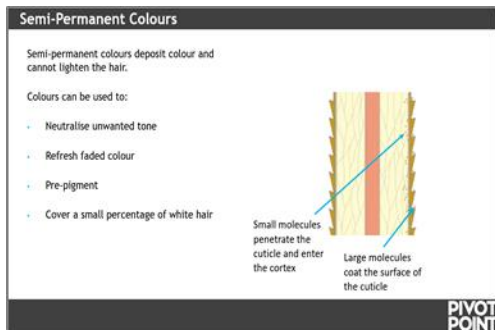
● or number followed by the letter **a** = Standard level of complexity

■ or number followed by the letter **b** = More challenging than a, has a higher level of complexity

- Learning Challenges Plus Educator Answer Guides

Pivot Point Salonability On-line Resources for Educators include:

- Slide Presentations (Which support the e-Books)



Accessing Salonability on Computers and Laptops

- Salonability will work on almost any Windows, Mac, or other computer (desktop, laptop, or netbook) purchased in the past 3-5 years with sound card/speakers
- **Web Browser Requirements:**
 - Internet Explorer 8+
 - Safari 4+
 - Fire Fox 3.5+
 - Adobe Flash Player 10+ (Available as Free Download)

Accessing Salonability on a Mobile Device

- Devices with internet access can be used to access Salonability: Tablets and Smartphones



- PDF's can be opened and completed in Adobe Reader

(Available as Free Download)

Pivot Point Salonability On-line Support:

- FAQ's - Located in on-line



- Virtual Tour - Located under Help tab
- Pivot Point Education – On-line Support:

support@artist-access.co.uk

**Keep in
touch with
Pivot Point
UK via:**



Website:
www.pivotpoint.co.uk



Facebook:
www.facebook.com/PivotPointUK

Pivot Point UK Webshop



<https://www.pivotpoint.co.uk>

