

ManageAssess

The Home Page

Content

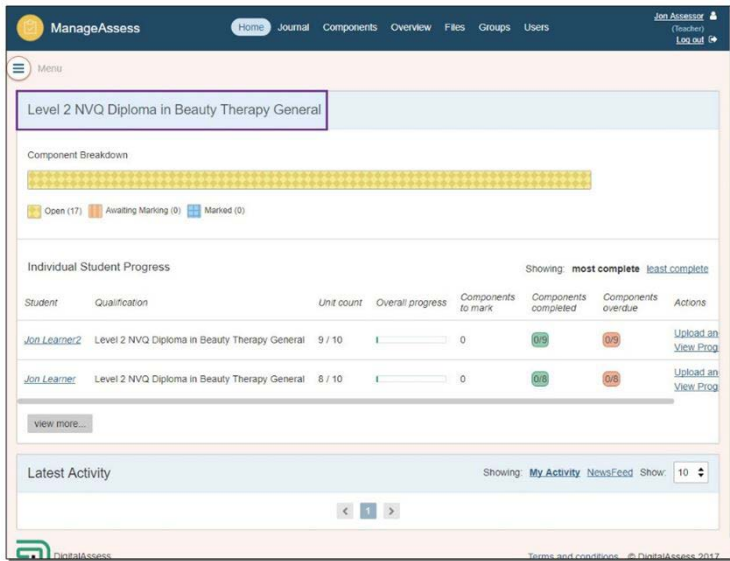
1. The Home Page

2-7

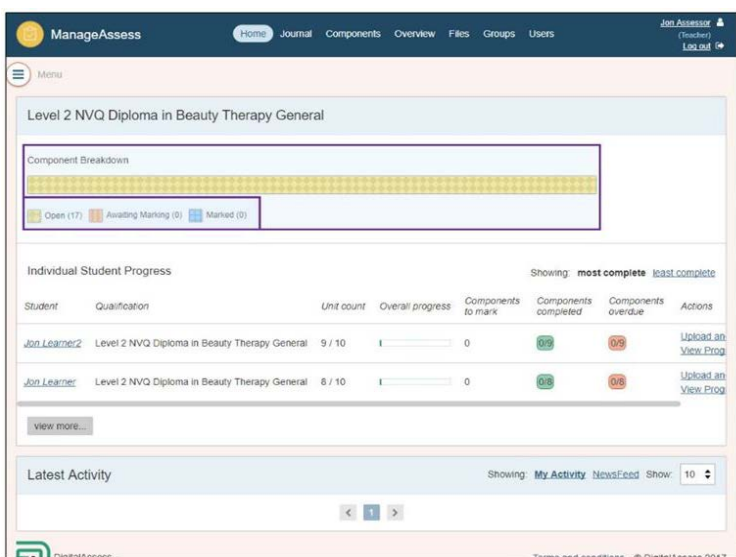
1. The Home Page

1. Qualification title

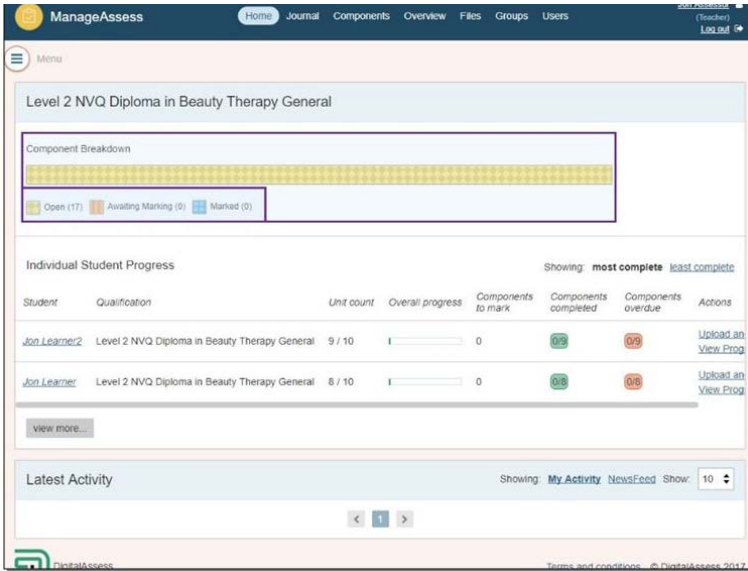
If you are assigned to more than one qualification these will be listed separately.



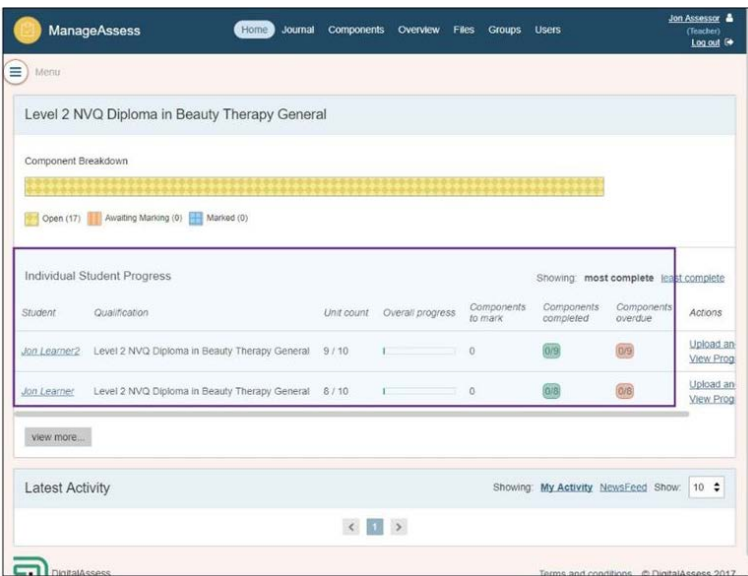
2. The component (unit) breakdown provides you with a quick view of the overall component status for your learners.



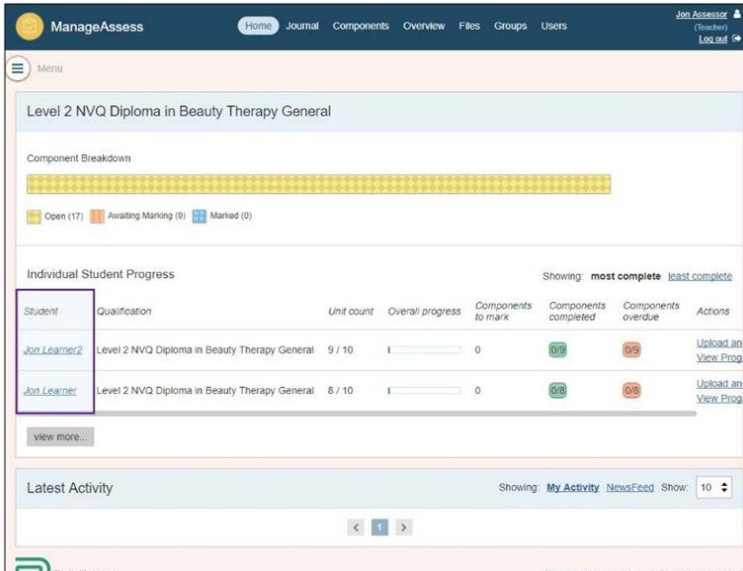
- 3. Open = incomplete
 Awaiting Marking = handed-in to you by learner
 Marked = Sent for IQA sampling



- 4. Individual Learner Progress. This is an individual learner component (unit) breakdown.



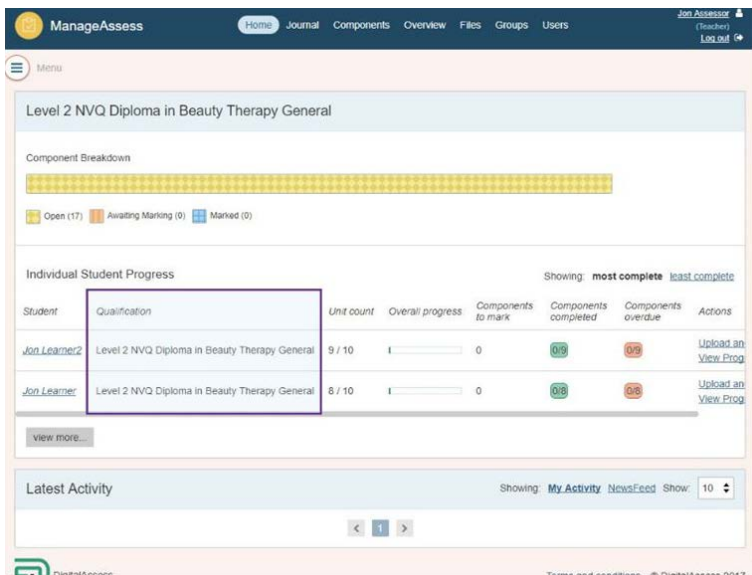
5. Learner name.



The screenshot shows the ManageAssess interface for a 'Level 2 NVQ Diploma in Beauty Therapy General'. It includes a 'Component Breakdown' bar chart, a table for 'Individual Student Progress', and a 'Latest Activity' section. The 'Learner name' in the first row of the student progress table is highlighted with a purple box.

Student	Qualification	Unit count	Overall progress	Components to mark	Components completed	Components overdue	Actions
Jon Learner2	Level 2 NVQ Diploma in Beauty Therapy General	9 / 10	<div style="width: 0%;"></div>	0	0/9	0/9	Upload an View Prog
Jon Learner	Level 2 NVQ Diploma in Beauty Therapy General	8 / 10	<div style="width: 0%;"></div>	0	0/8	0/8	Upload an View Prog

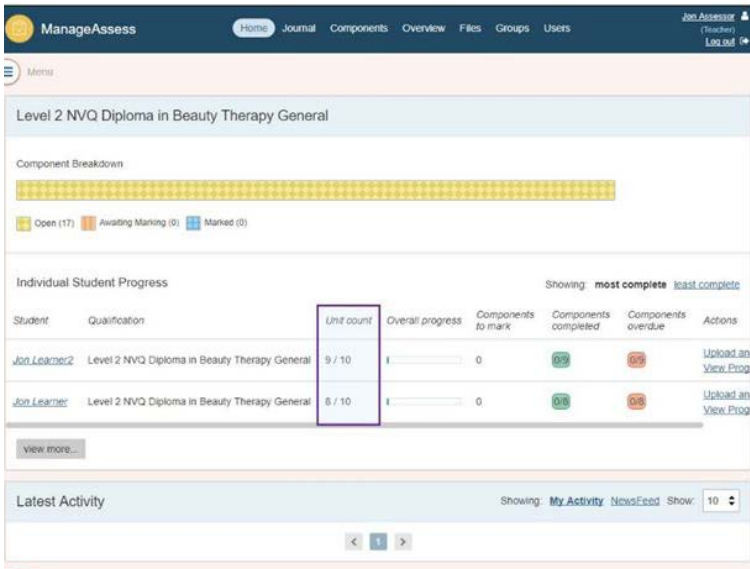
6. Qualification.



This screenshot is identical to the one above, but the 'Qualification' column in the 'Individual Student Progress' table is highlighted with a purple box.

Student	Qualification	Unit count	Overall progress	Components to mark	Components completed	Components overdue	Actions
Jon Learner2	Level 2 NVQ Diploma in Beauty Therapy General	9 / 10	<div style="width: 0%;"></div>	0	0/9	0/9	Upload an View Prog
Jon Learner	Level 2 NVQ Diploma in Beauty Therapy General	8 / 10	<div style="width: 0%;"></div>	0	0/8	0/8	Upload an View Prog

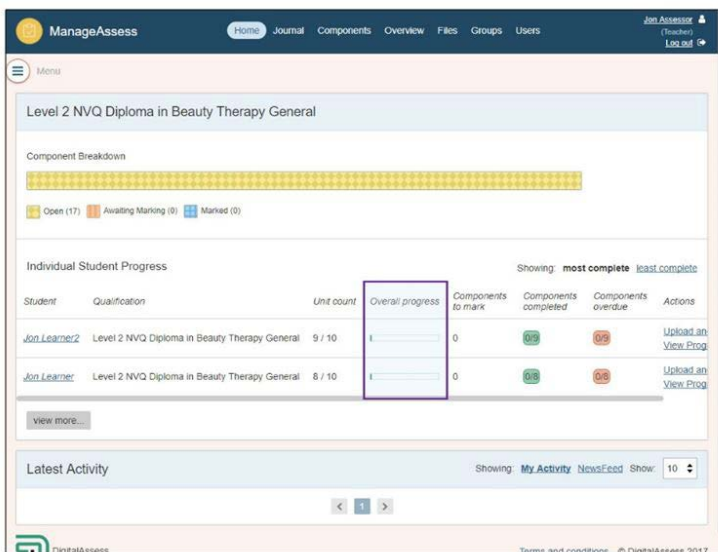
7. Unit count (number of units assigned against the minimum requirement).



The screenshot shows the ManageAssess interface for a 'Level 2 NVQ Diploma in Beauty Therapy General'. It includes a 'Component Breakdown' bar chart, a table for 'Individual Student Progress', and a 'Latest Activity' section. The 'Unit count' column in the student progress table is highlighted with a purple box.

Student	Qualification	Unit count	Overall progress	Components to mark	Components completed	Components overdue	Actions
Jon Learner2	Level 2 NVQ Diploma in Beauty Therapy General	9 / 10	<input type="text" value="0"/>	0	0/9	0/9	Upload an View Prog
Jon Learner	Level 2 NVQ Diploma in Beauty Therapy General	8 / 10	<input type="text" value="0"/>	0	0/8	0/8	Upload an View Prog

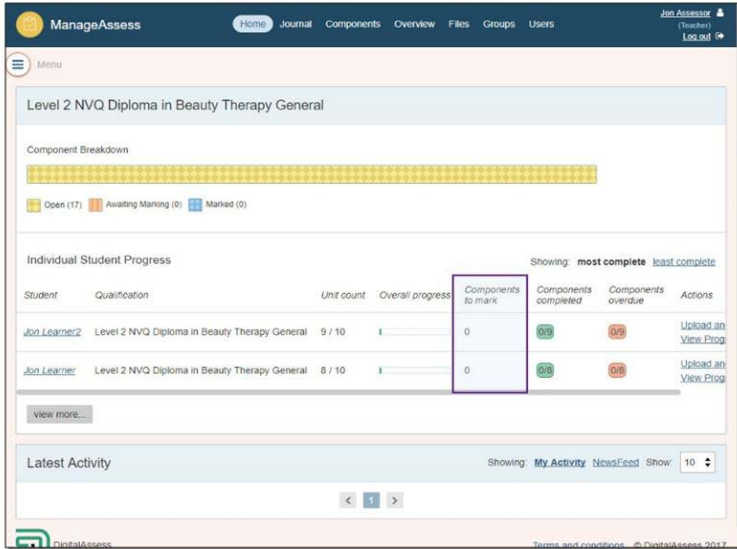
8. Overall progress as marked by tutor.



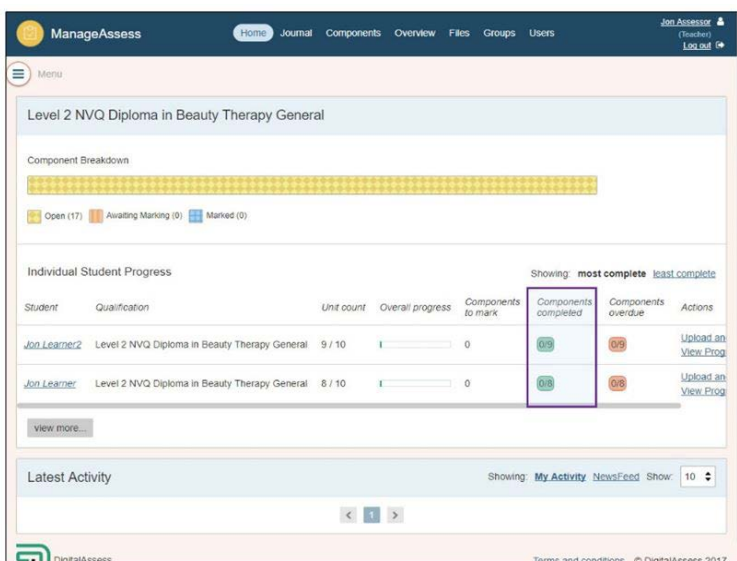
The screenshot shows the ManageAssess interface for a 'Level 2 NVQ Diploma in Beauty Therapy General'. It includes a 'Component Breakdown' bar chart, a table for 'Individual Student Progress', and a 'Latest Activity' section. The 'Overall progress' column in the student progress table is highlighted with a purple box.

Student	Qualification	Unit count	Overall progress	Components to mark	Components completed	Components overdue	Actions
Jon Learner2	Level 2 NVQ Diploma in Beauty Therapy General	9 / 10	<input type="text" value="0"/>	0	0/9	0/9	Upload an View Prog
Jon Learner	Level 2 NVQ Diploma in Beauty Therapy General	8 / 10	<input type="text" value="0"/>	0	0/8	0/8	Upload an View Prog

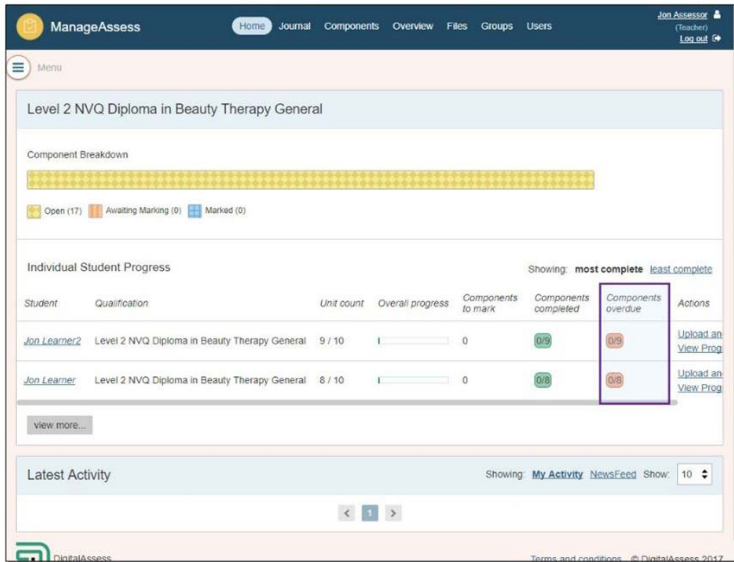
9. Components to mark (handed-in to you by learner).



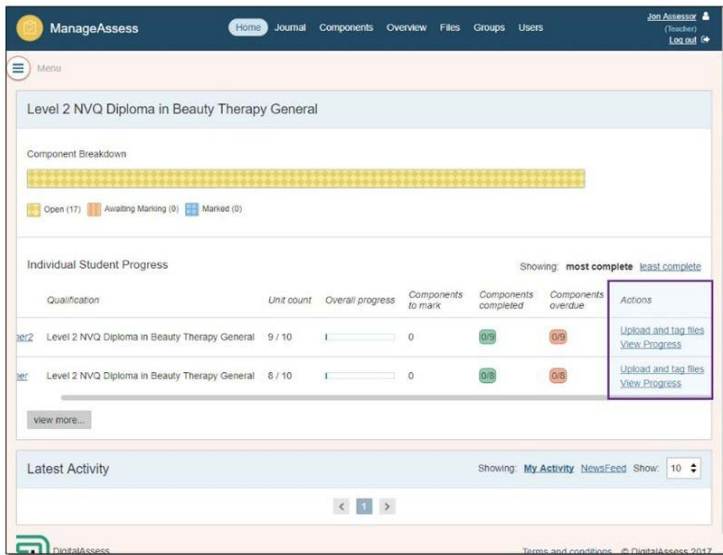
10. Components completed (sent for IQA sampling).



11. Components overdue (end date set for component reached).



12. Under Actions you can quickly upload and tag evidence files or view the individual learner progress.



For help and support:

- E: customersupport@vtct.org.uk / T: +44 (0) 2380 684500
- [ManageAssess support page](#)